

Radikor Elco Interconnection board


Type IB3-EM56

Type IB3-EM56-LH/RHT

Vertical Interconnection Board for Elco system cable E56/54 with numerical coded screw terminals on the left side or when mounted upside down on the right side.

TYPE IB3-EM56-RH/LHT

Vertical Interconnection Board for Elco system cable E56/54 with numerical coded screw terminals on the right side or when mounted upside down on the left side.



Technical specification

Max. operating voltage	125 VAC/VDC
Max. permissible current (per branch)	1,5 A
Max. permissible total current	28 A (56 branches with 0,5 A each)
Ambient temperature range	-20°C ... 50°C
Mounting position	Any
Max. installation height	2000 m
Degree of protection on DIN EN 60529:2014-09	IP 20
Min. degree of protection of installation location	IP 54
Dimensions depth/width/height	D: 90 mm, W: 150 mm, H: 65 mm
Clearance and creepage distances depending on	DIN EN 50178: 1998-04 functional insulation
Rated insulation voltage	U_{eff}: 125 V
Rated surge voltage	1,2 kV (1,2/50 μs)
Pollution degree	V2
Surge voltage category	II

Connection data


Connector X2-X6	MKKDS3/... 5,08
Number of positions	55
Type of connection	Screw connection
Connection data solid mm ² , stranded mm ² , AWG	0,2-4/0,2-2,5/24-12
Connector X1	ELCO Type 8016 / EDAC Type 516
Number of positions	56
Type of connection	Connector male
Coding	4-4



Ordering data

Type	Order number
IB3-EM56-LH/RHT	99930
IB3-EM56-RH/LHT	99931

Commercial data

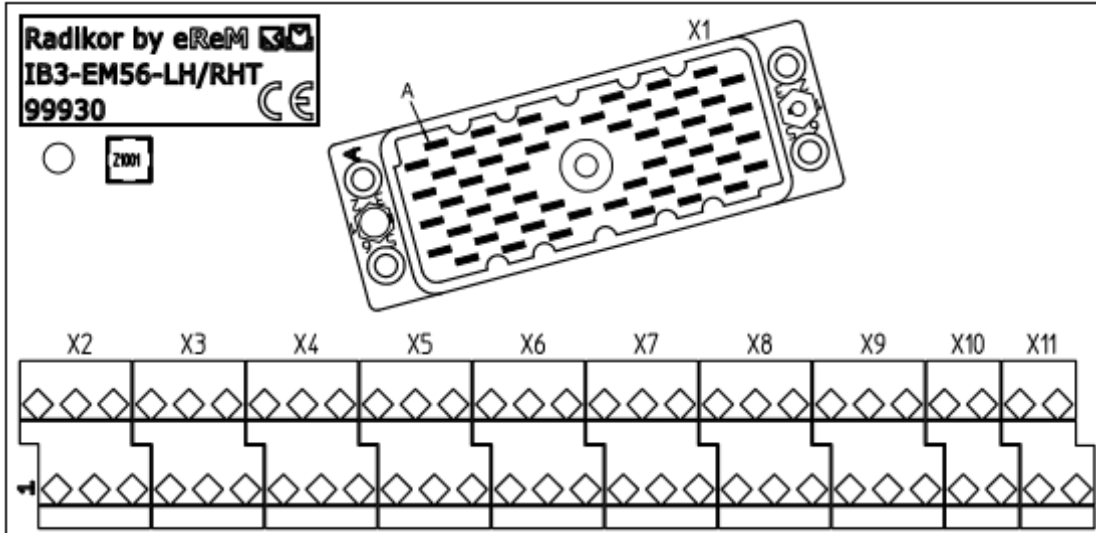
Packing unit	1 pc
Weight per piece (excluding packing)	274.000 g
Custom tariff number	85369010
Country of origin	DE (Germany)
EU- Declaration of Conformity	 No. 99930.CE.00 No. 99931.CE.00
Autocad	IB3-EM56-LH/RHT IB3-EM56-RH/LHT

Interconnection table

Numerical terminal	Connector pin	Numerical terminal	Connector pin	Numerical terminal	Connector pin
1	A	20	X	39	w
2	B	21	a	40	x
3	C	22	b	41	y
4	D	23	c	42	z
5	E	24	d	43	AA
6	F	25	e	44	BB
7	H	26	f	45	CC
8	J	27	h	46	DD
9	K	28	j	47	EE
10	L	29	k	48	FF
11	M	30	l	49	HH
12	N	31	m	50	JJ
13	P	32	n	51	KK
14	R	33	p	52	LL
15	S	34	r	53	MM
16	T	35	s	54	NN
17	U	36	t	Y	Y
18	V	37	u		
19	W	38	v		



Front view



2 4 6 8 10 12 14 16 18 20 22 24 26 28 30 32 34 36 38 40 42 44 46 48 50 52 54

1 3 5 7 9 11 13 15 17 19 21 23 25 27 29 31 33 35 37 39 41 43 45 47 49 51 53 Y

2 4 6 8 10 12 14 16 18 20 22 24 26 28 30 32 34 36 38 40 42 44 46 48 50 52 54

1 3 5 7 9 11 13 15 17 19 21 23 25 27 29 31 33 35 37 39 41 43 45 47 49 51 53 Y

